



Wages

On average, workers in nonurban areas can expect to earn lower wages than statewide figures.

The wage rates in this publication show the entry-level and average wages for experienced workers.

Average wages combine figures for workers with 30 years of experience as well as those with three years of experience.

Workers entering an occupation for the first time should use entry-level wages for decision-

collected by the Utah Department of Workforce Services between October 2002 and July 2003. For more information on occupational wages visit our web site:

<http://jobs.utah.gov/wi/pubs/Wnl/dwsdefault.asp>



Five Star Jobs

Strongest employment outlook and high wages.



Question:

What is a "Five Star" Job?




Answer:

The Utah Department of Workforce Services has just introduced a new way to rank jobs based on employment outlook and wages.

In this new rating system, five star jobs are those with the strongest employment outlook **and** high wages. The employment outlook rating is based 85 percent on the number of annual openings projected for

that occupation and 15 percent on the rate of new employment growth in that job. Wage rankings use the median annual wage from the Utah wage survey conducted by the Department of Workforce Services.

The system groups jobs by training level. In other words, a high-paying or five star job with just on-the-job training will not match the wages of a high-paying five star job requiring a college education!



T Training Levels

Training levels describe how most workers become proficient in their occupations.

Bachelor's Degree or Higher

This category includes professional degrees (such as law and medicine), doctoral degrees, master's degrees, bachelor's degrees, and work-experience in an occupation requiring a bachelor's or higher degree (such as manager).

More than High School, Less than a Bachelor's Degree

This group consists primarily of occupations requiring associate degrees and applied technology training. Associate degrees usually require at least two years of full-time academic schooling after high school. Many of these occupations are health-related. Occupations in the applied technology/vocational training category generally require completion of applied technology training programs or courses that do not result in a degree. Program lengths vary greatly and can lead to certification or a diploma. Some of these occupations require a license.

On-the-Job Training

These occupations typically require anything from just a few days or weeks of training to more than 12 months of on-the-job training or combined work experience and formal classroom instruction before workers develop skills needed for average job performance. Training can include watching experienced workers.

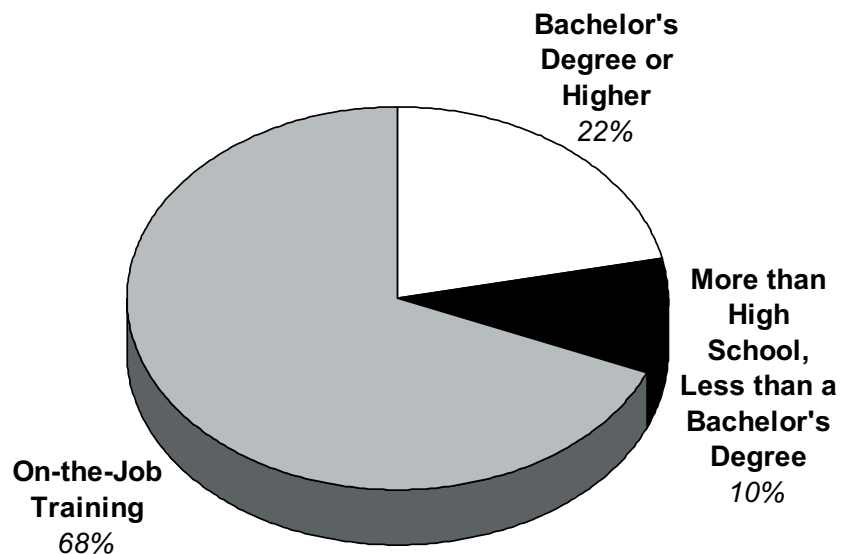
Trainees can be given progressively more difficult assignments as they show

their mastery of lower-level skills.

These training categories can be separated into three levels: long-term (12 or more months), moderate-term (one to 12 months) or short-term (a few days to several weeks).

Applied Technology training may be available for some of the occupations listed in the "on-the-job training" group even though most workers obtained their training while working.

Utah New Jobs by Training Level 2002-2012



Source: Utah Department of Workforce Services.

Bachelor's Degree or Higher



Best of the Five Star Jobs

| SOC Code | Title | Hourly Wage | | Training Level |
|----------|---|-------------|-----------|---------------------------|
| | | Entry | Average | |
| 11-1011 | Chief Executives | \$26.95 | \$60.30 | Degree plus experience |
| 11-3021 | Computer and Information Systems Managers | \$22.62 | \$38.27 | Degree plus experience |
| 15-1031 | Computer Software Engineers, Applications | \$21.50 | \$33.30 | Bachelor's degree |
| 15-1032 | Computer Software Engineers, Systems Software | \$21.50 | \$32.80 | Bachelor's degree |
| 11-9032 | Education Administrators, Elementary and Secondary School | \$60,100 | \$68,800* | Degree plus experience |
| 23-1011 | Lawyers | \$31.00 | \$59.40 | First professional degree |
| 11-2021 | Marketing Managers | \$21.00 | \$39.40 | Degree plus experience |
| 29-1051 | Pharmacists | \$29.80 | \$37.00 | First professional degree |
| 11-2022 | Sales Managers | \$18.50 | \$37.00 | Degree plus experience |

Rest of the Five Star Jobs

| SOC Code | Title | Hourly Wage | | Training Level |
|----------|---|-------------|-----------|---------------------------|
| | | Entry | Average | |
| 17-2051 | Civil Engineers | \$20.40 | \$29.50 | Bachelor's degree |
| 15-1051 | Computer Systems Analysts | \$20.90 | \$28.30 | Bachelor's degree |
| 11-9021 | Construction Managers | \$20.10 | \$32.00 | Bachelor's degree |
| 15-1061 | Database Administrators | \$19.20 | \$29.00 | Bachelor's degree |
| 29-1020 | Dentists | \$26.70 | \$56.20** | First professional degree |
| 11-9033 | Education Administrators, Postsecondary | \$19.30 | \$34.00 | Degree plus experience |
| 11-9041 | Engineering Managers | \$29.60 | \$42.00 | Degree plus experience |
| 17-2081 | Environmental Engineers | \$21.40 | \$30.00 | Bachelor's degree |
| 11-3031 | Financial Managers | \$16.70 | \$33.20 | Degree plus experience |
| 11-1021 | General and Operations Managers | \$17.10 | \$35.80 | Degree plus experience |
| 17-2111 | Health and Safety Engineers, Except Mining Safety Engineers | \$21.10 | \$29.80 | Bachelor's Degree |
| 25-1071 | Health Specialties Teachers, Postsecondary | \$37,200 | \$60,956* | Master's degree |
| 11-3040 | Human Resources Managers | \$18.10 | \$30.30 | Degree plus experience |
| 17-2112 | Industrial Engineers | \$20.20 | \$28.60 | Bachelor's degree |
| 11-3051 | Industrial Production Managers | \$21.00 | \$34.50 | Bachelor's degree |
| 13-1111 | Management Analysts | \$19.00 | \$34.60 | Degree plus experience |
| 17-2141 | Mechanical Engineers | \$22.30 | \$29.90 | Bachelor's degree |
| 11-9111 | Medical and Health Services Managers | \$20.40 | \$32.70 | Degree plus experience |
| 15-2031 | Operations Research Analysts | \$16.00 | \$28.00** | Master's degree |
| 29-1123 | Physical Therapists | \$20.00 | \$28.00 | Master's degree |
| 29-1071 | Physician Assistants | \$22.00 | \$32.70 | Bachelor's degree |
| 41-9031 | Sales Engineers | \$20.10 | \$34.40 | Bachelor's degree |

Source: Utah Department of Workforce Services.

* Annual Wages

** Estimated Wage

More than High School, Less than a Bachelor's Degree



Best of the Five Star Jobs

| SOC Code | Title | Hourly Wage | | Training Level |
|----------|-------------------|-------------|---------|------------------|
| | | Entry | Average | |
| 29-1111 | Registered Nurses | \$18.30 | \$23.10 | Associate Degree |

Rest of the Five Star Jobs

| SOC Code | Title | Hourly Wage | | Training Level |
|----------|--|-------------|-----------|--------------------------|
| | | Entry | Average | |
| 29-1126 | Respiratory Therapists | \$16.70 | \$19.80 | Associate degree |
| 23-2011 | Paralegals and Legal Assistants | \$13.50 | \$18.00 | Associate degree |
| 29-2021 | Dental Hygienists | \$25.60 | \$34.40** | Associate degree |
| 41-9022 | Real Estate Sales Agents | \$8.90 | \$22.30 | Postsecondary vocational |
| 29-2031 | Cardiovascular Technologist & Technician | \$12.60 | \$19.70** | Associate degree |
| 17-3023 | Electrician and Electronic Engineering Technicians | \$8.90 | \$19.60 | Associate degree |

Source: Utah Department of Workforce Services.

* Annual Wages

** Estimated Wage

There ^{is}
more

"But, the occupation I want isn't listed here. . ."

"I want more information . . ."

"You don't show the exact number of openings for the jobs listed in the chart. . ."



Not to worry. . . you can find detailed information on the demand for many more Utah occupations on our website:

<http://jobs.utah.gov/wi>.

Scroll down and click on the UEDV button. Use the Utah Economic Data Viewer tool (click on Utah Occupational Information) to find projections for hundreds of occupations in Utah.

All this information is just a few mouse clicks away. . .

On-the-Job Training



Best of the Five Star Jobs

| SOC Code | Title | Hourly Wage | | Training Level |
|----------|---|-------------|---------|-------------------------|
| | | Entry | Average | |
| 47-2111 | Electricians | \$9.20 | \$16.80 | Long-Term |
| 47-1011 | First-Line Supervisors/Managers of Construction Trades & Extraction Workers | \$15.40 | \$21.90 | Related Work Experience |
| 49-1011 | First-Line Supervisors/Managers of Mechanics, Installers and Repairers | \$13.40 | \$22.00 | Related Work Experience |
| 41-1012 | First-Line Supervisor/Managers of Non-Retail Sales Workers | \$12.90 | \$24.10 | Related Work Experience |
| 43-1011 | First-Line Supervisors/Manager of Office and Administrative Support Workers | \$12.10 | \$18.40 | Related Work Experience |
| 51-1011 | First-Line Supervisors/Managers of Production and Operating Workers | \$12.80 | \$19.90 | Related Work Experience |
| 47-2152 | Plumbers, Pipefitters, and Steamfitters | \$13.80 | \$19.40 | Long-Term |
| 33-3051 | Police and Sheriffs Patrol Officers | \$14.10 | \$17.80 | Long-Term |
| 43-5052 | Postal Service Mail Carriers | \$16.60 | \$18.80 | Short-Term |
| 43-5061 | Production, Planning, and Expediting Clerks | \$11.80 | \$17.40 | Short-Term |
| 41-4012 | Sales Representatives, Wholesale and Manufacturing, Except Technical & Scientific | \$13.40 | \$24.70 | Moderate |
| 41-4011 | Sales Representatives, Wholesale and Manufacturing, Technical & Scientific | \$18.00 | \$29.40 | Moderate |
| 25-1194 | Vocational Education Teachers, Postsecondary | \$13.80 | \$19.90 | Related Work Experience |

Rest of the Five Star Jobs

| SOC Code | Title | Hourly Wage | | Training Level |
|----------|---|-------------|-----------|-------------------------|
| | | Entry | Average | |
| 41-3011 | Advertising Sales Agents | \$9.30 | \$16.60 | Moderate |
| 49-3021 | Automotive Body and Related Repairers | \$10.70 | \$15.20 | Long-Term |
| 47-2021 | Brickmasons and Blockmasons | \$17.10 | \$22.30 | Long-Term |
| 53-3021 | Bus Drivers, Transit and Intercity | \$10.50 | \$13.80** | Moderate |
| 47-2031 | Carpenters | \$11.30 | \$15.90 | Long-Term |
| 27-2032 | Choreographers | \$10.00 | \$17.00 | Related Work Experience |
| 13-1031 | Claims Adjusters, Examiners, and Investigators | \$15.60 | \$23.80 | Long-Term |
| 27-2022 | Coaches and Scouts | \$15,900 | \$33,500* | Long-Term |
| 47-4011 | Construction and Building Inspectors | \$15.70 | \$20.70 | Related Work Experience |
| 33-3012 | Correctional Officers and Jailers | \$12.40 | \$15.30 | Moderate |
| 13-1051 | Cost Estimators | \$13.40 | \$22.70 | Related Work Experience |
| 43-5032 | Dispatchers, Except Policy, Fire, and Ambulance | \$10.80 | \$16.60 | Moderate |
| 47-2081 | Drywall and Ceiling Tile Installers | \$10.80 | \$15.10 | Moderate |

Source: Utah Department of Workforce Services.

* Annual Wages

** Estimated Wage

Rest of the Five Star Jobs (Cont'd)

| SOC Code | Title | Hourly Wage | | Training Level |
|----------|---|-------------|-----------|-------------------------|
| | | Entry | Average | |
| 49-9051 | Electrical Power-Line Installers and Repairers | \$11.70 | \$21.00 | Long-Term |
| 53-7032 | Excavating and Loading Machine and Dragline Operators | \$12.20 | \$15.80 | Moderate |
| 43-6011 | Executive Secretaries and Administrative Assistants | \$11.70 | \$15.40 | Moderate |
| 53-1021 | First-Line Supervisors/Managers of Helpers, Laborers, and Material Movers, Hand | \$12.20 | \$18.50 | Related Work Experience |
| 37-1012 | First-Line Supervisors/Managers of Landscaping, Lawn Service, and Groundskeeping | \$11.30 | \$16.50 | Related Work Experience |
| 33-1012 | First-Line Supervisors/Managers of Police and Detectives | \$18.00 | \$25.30 | Related Work Experience |
| 41-1011 | First-Line Supervisors/Managers of Retail Sales Workers | \$9.80 | \$15.50 | Related Work Experience |
| 53-1031 | First-Line Supervisors/Managers of Transportation and Material-Moving Machine & Vehicle Operators | \$11.90 | \$20.50 | Related Work Experience |
| 11-9051 | Food Service Managers | \$11.00 | \$16.80 | Related Work Experience |
| 39-4021 | Funeral Attendants | \$8.60 | \$16.50 | Short-Term |
| 49-9021 | Heating, Air Conditioning, and Refrigeration Mechanics and Installers | \$12.00 | \$16.60 | Long-Term |
| 43-4161 | Human Resources Assistants, Except Payroll and Timekeeping | \$10.40 | \$14.80 | Short-Term |
| 49-9041 | Industrial Machinery Mechanics | \$14.20 | \$20.00 | Long-Term |
| 11-9081 | Lodging Managers | \$11.80 | \$17.70 | Related Work Experience |
| 51-4041 | Machinists | \$10.60 | \$15.80 | Long-Term |
| 49-9042 | Maintenance and Repair Workers, General | \$8.90 | \$14.20 | Moderate |
| 47-5042 | Mine Cutting and Channeling Machine Operators | \$15.80 | \$17.50** | Moderate |
| 47-2073 | Operating Engineers and Other Construction Equipment Operators | \$12.90 | \$16.70 | Moderate |
| 51-9122 | Painters, Transportation Equipment | \$11.20 | \$16.90 | Moderate |
| 47-2161 | Plasterers and Stucco Masons | \$11.20 | \$15.90 | Long-Term |
| 43-5051 | Postal Service Clerks | \$18.20 | \$18.80 | Short-Term |
| 43-5053 | Postal Service Mail Sorters, Processors, and Processing Machine Operators | \$12.10 | \$16.70 | Short-Term |
| 51-5023 | Printing Machine Operators | \$9.10 | \$15.30 | Moderate |
| 53-7072 | Pump Operators, Except Wellhead Pumpers | \$11.80 | \$18.20** | Moderate |
| 13-1023 | Purchasing Agents, Except Wholesale, Retail, and Farm Products | \$15.80 | \$23.00 | Related Work Experience |
| 47-2211 | Sheet Metal Workers | \$10.20 | \$16.60 | Moderate |
| 17-3031 | Surveying and Mapping Technicians | \$9.70 | \$14.60 | Moderate |
| 47-2002 | Tapers | \$9.70 | \$16.00 | Moderate |
| 49-9052 | Telecommunications Line Installers and | \$9.90 | \$15.30 | Long-Term |
| 47-2044 | Tile and Marble Setters | \$11.30 | \$16.70 | Long-Term |
| 11-3071 | Transportation, Storage, and Distribution Managers | \$18.30 | \$29.00 | Related Work Experience |
| 53-3032 | Truck Drivers, Heavy and Tractor-Trailer | \$11.50 | \$16.30 | Moderate |
| 51-8031 | Water and Liquid Waste Treatment Plant and System Operators | \$13.60 | \$20.00 | Long-Term |

Source: Utah Department of Workforce Services.

* Annual Wages

** Estimated Wage

Supply-side Economics



Just because an occupation is listed in this publication, doesn't mean jobs will be easy to find! These openings cover only the "demand" for occupations. Every good economist knows you also need to look at the supply side of the equation. In other words, you need to know the competition for that occupation. Unfortunately, that isn't easy. There's not much supply-side data available.

An occupation may create *hundreds* of new openings a year. BUT, if *thousands* of workers are qualified for those positions, a bunch of people

won't be able to find work in that career!

In other words, look into the competition for a particular occupation—not just the demand data you find in this publication.

You'll have to do your homework! Check with people already employed in the occupation and employers who hire that occupation to determine whether there is an over- or under-supply of workers.

In addition, some information on shortages and surpluses can be found in the *Occupational Outlook Handbook*,

published by the U.S Bureau of Labor Statistics. You can access the occupation you are interested in at this website: <http://www.bls.gov/oco> by using the "search" or "index" buttons.



On the Web

Utah Department of Workforce Services: <http://jobs.utah.gov/wi/occi.asp>

Bureau of Labor Statistics: <http://www.bls.gov/bls/occupation.htm>

O*Net—Occupational Information Network: <http://online.onetcenter.org>

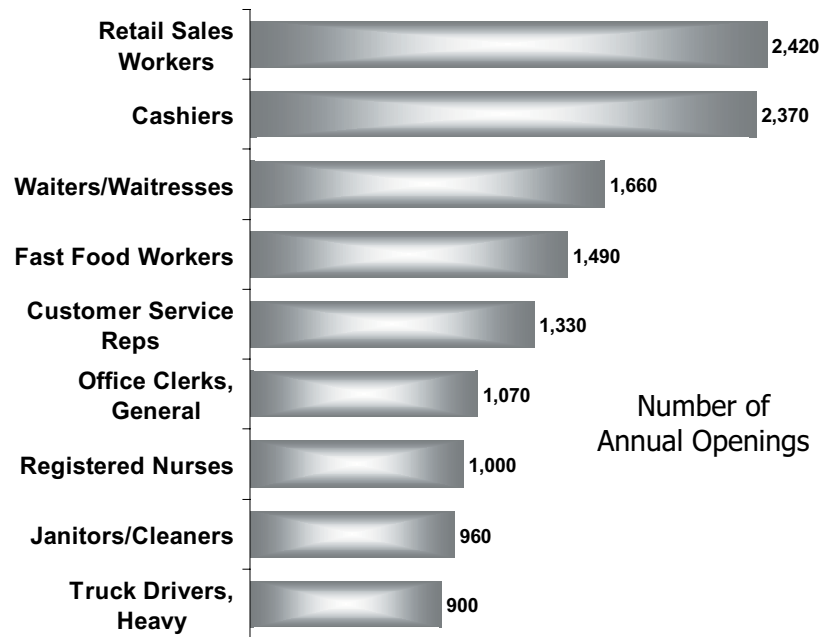
Career Information for Kids: http://www.bls.gov/k12/html/edu_over.htm

Looking for a job in Utah: <http://jobs.utah.gov/jobseeker/jsservices.asp>

Note:

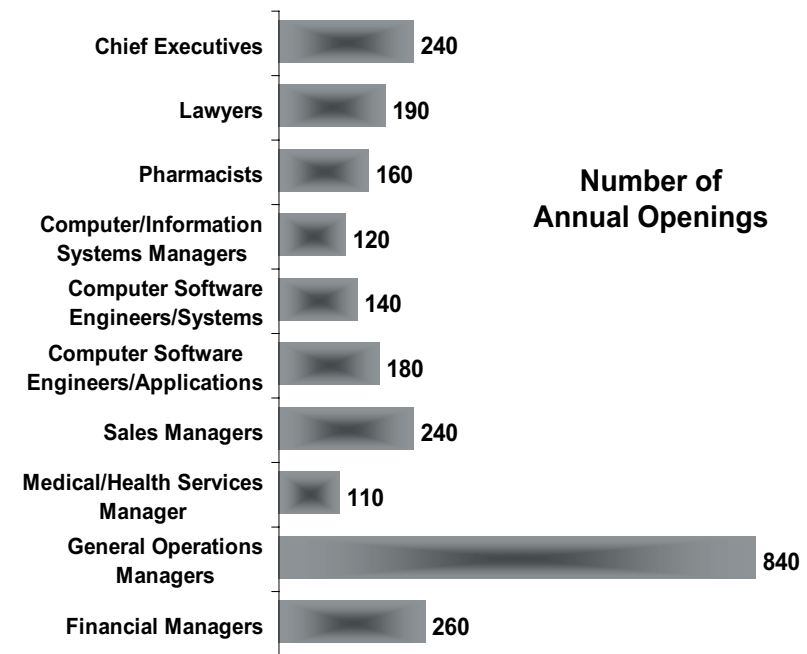
- × *Some low-paying positions are among those with the most new openings—like occupations in the fast-food industry or retail sales. These are large occupations to begin with. In addition, replacement needs are high because workers typically move on to other occupations.*
- × *Occupations in healthcare show faster-than-average growth. Aging baby boomers will require more medical attention in years to come.*
- × *Despite a short-term decline in “tech” industries, computer-related occupations will be among the fastest growing occupations in the long term.*

Occupations with Most Utah Openings 2002-2012



Source: Utah Department of Workforce Services.

Highest Paying Utah Occupations with 100 or More Annual Openings 2002-2012



Source: Utah Department of Workforce Services.

Can't find the occupation you want?



Some bureaucrats thought up these occupational groups. If you aren't an occupational data junkie, they might be unintelligible. Here's some "regular guy" definitions:

Office and Administrative Support: Secretarial and clerical jobs.

Sales and Related: Jobs where you sell something: cashiers, sales clerks, commission sales, telemarketers, etc.

Food Preparation and Serving: Cooks, chefs, fast food workers, waitresses/waiters, etc.

Construction and Extraction: Construction and mining jobs

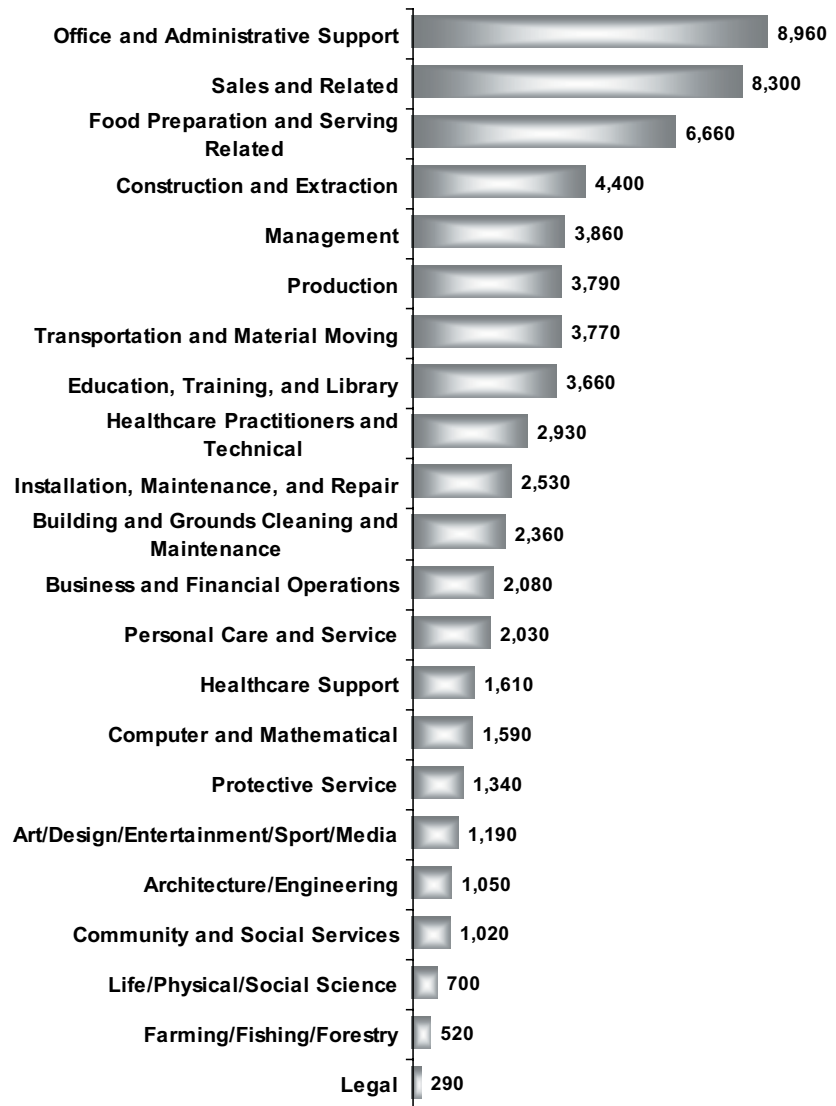
Education, Training, and Library: Teachers, professors, trainers, librarians, etc.

Management: "The boss"—doesn't include the first level of supervision.

Healthcare Practitioners and Technical: Doctors, nurses, dentists, health technicians, etc.

Computer and Mathematical: Programmers, software engineers, database managers, LAN administrators, mathematicians, statisticians, etc.

Utah Major Occupational Groups Annual Average Openings 2002-2012



Source: Utah Department of Workforce Services.



Building Grounds Cleaning and Maintenance: Janitors, maids, housekeepers, grounds maintenance, etc.

Installation, Maintenance and Repair: Jobs where you install something or fix something.

Business and Financial Operations: Typically professional jobs which deal in business operations (like a human resource person) or financial operations (like an accountant).

Personal Care and Service: Barbers, hairstylists, funeral attendants, tour guides, child care workers, aerobics instructors, etc.

Protective Service: Police, guards, firefighters, etc.

Healthcare Support: Health-care aides and orderlies (lower-skilled healthcare).

Art, Design, Entertainment, Sports, Media: Yup, just what it says.

Community and Social Services: Counselors, social workers, clergy.

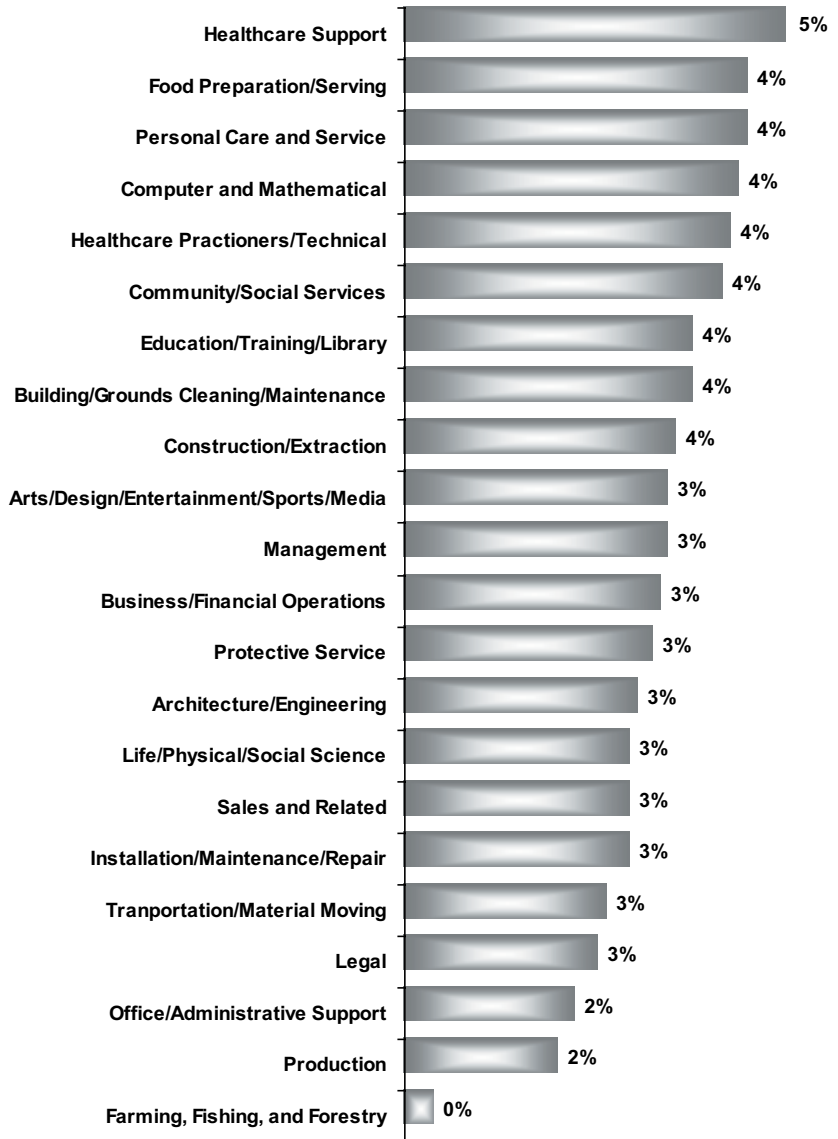
Architecture and Engineering: Architects and engineers.

Life, Physical and Social Science: Scientists of all sorts; biologists, physicists, astronomers, sociologists, political scientists, etc.

Farming, Fishing and Forestry: Farmers, fishers, and forest workers.

Legal: Lawyers, judges and their helpers.


Utah Major Occupational Groups Annual Average Growth 2002-2012



Source: Utah Department of Workforce Services.



Fastest Growing Utah Occupations with 100 or More Annual Openings, 2002-2012



Source: Utah Department of Workforce Services.

Workforce Information generates accurate, timely, and understandable data and analyses that provide knowledge of ever-changing workforce environments to inform sound planning and decision making.

This publication is published each year by the Utah Department of Workforce Services, Workforce Information Division. This publication is available on our internet site: <http://jobs.utah.gov/wi>. Click on "Publications" and then select from the drop-down menu. To obtain additional printed copies contact:

Department of Workforce Services
Attn: Workforce Information
140 East 300 South
Salt Lake City, UT 84145-0249

Telephone: 801/526-9786
Fax: 801/526-9238
e-mail: jkramer@utah.gov



Equal Opportunity Employment Program

Auxiliary aids and services are available upon request to individuals with disabilities. Call (801) 526-9240. Individuals with speech and/or hearing impairments may call the state relay at 1-800-346-4128